



FPZ, Inc
 150 N. Progress Drive
 Saukville, WI 53080 - U.S.A.
 Tel. (262) 268-0180
 Fax (262) 268-0415
 E-mail usa@fpz.com

REGENERATIVE BLOWERS - VACUUM
SCL K07 / K08 / K09 / K10 / K11
TD SERIES - MOR RANGE
 SN 1834-8 1/2

TECHNICAL CHARACTERISTICS

- Aluminium alloy construction
- Smooth operation
- High efficiency impeller
- Maintenance free
- Mountable in any position
- Recognized TEFC - **cURus** motor
- G1/8" female thread on both suction and discharge silencer port flanges



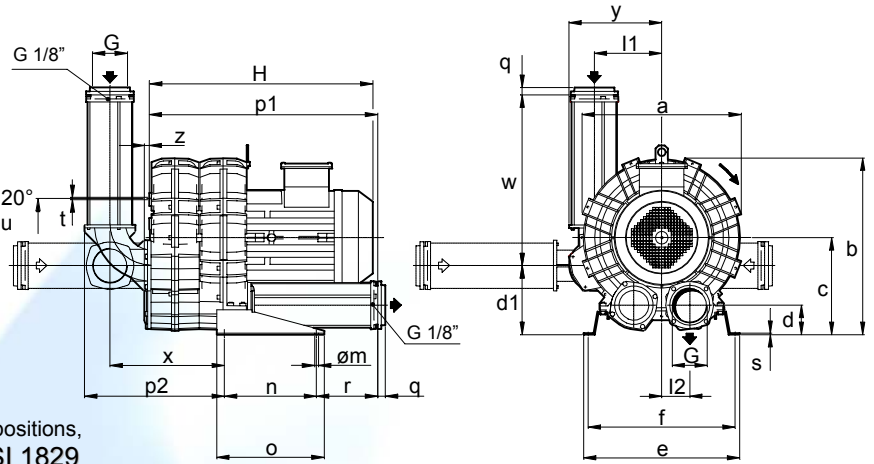
OPTIONS

- Special voltages (IEC 38)
- Surface treatments

ACCESSORIES

- Inlet and/or inline filters
- Additional inlet/outlet silencers
- Safety valves
- Flow converting device
- Optional connectors

Possible alternative positions, please refer to drw SI 1829



Dimensions in inches.
 Dimension for reference only.

Model	a	b	c	d	d1	e	f	G	l1	l2	m	n	o	p1	p2	q	r	s	t	u	w	x	y	z
K07-TD	16.69	18.94	10.59	3.23	7.56	18.43	17.24	3"NPT	7.36	3.05	0.51	11.81	13.78	25.55	15.43	0.98	5.39	0.20	M8	11.61	18.94	12.56	10.24	0.63
K08-TD	17.99	19.61	10.59	3.23	7.56	18.82	17.64	3"NPT	7.36	3.05	0.51	11.81	13.78	25.55	15.43	0.98	5.39	0.20	M8	12.20	18.94	12.56	10.24	0.63
K09-TD	19.37	22.09	12.4	3.78	8.86	20.00	18.82	4"NPT	8.66	3.58	0.51	11.81	13.78	29.33	17.91	0.98	7.83	0.20	M8	14.17	21.89	14.65	11.89	0.63
K10-TD	20.31	22.56	12.4	3.78	8.86	20.00	18.82	4"NPT	8.66	3.58	0.51	11.81	13.78	29.33	17.91	0.98	7.83	0.20	M8	14.17	21.89	14.65	11.89	0.63
K11-TD	21.26	23.70	13.07	3.54	9.13	21.18	20.00	4"NPT	9.53	3.94	0.51	11.81	13.78	30.12	18.50	0.98	8.03	0.20	M8	15.35	21.89	15.24	12.76	0.63

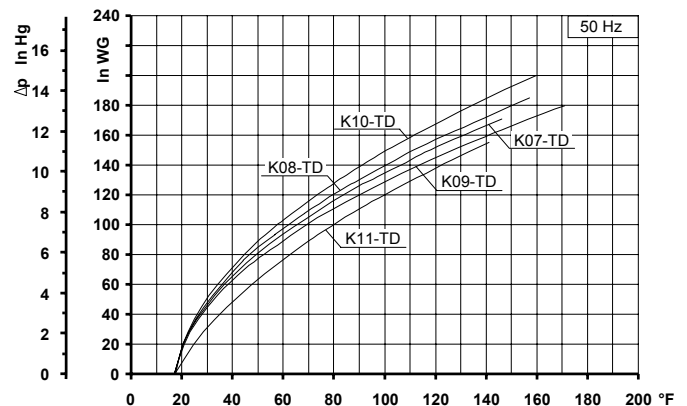
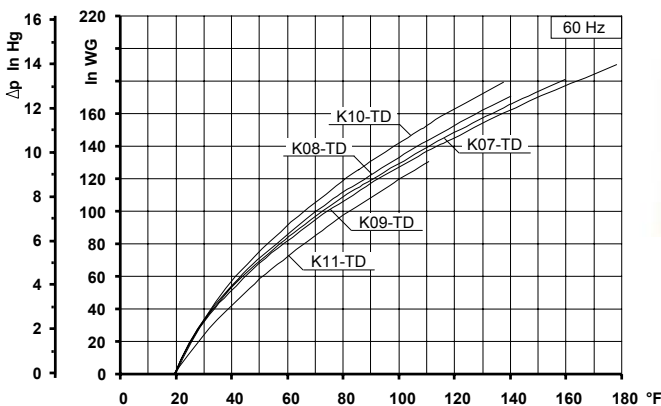
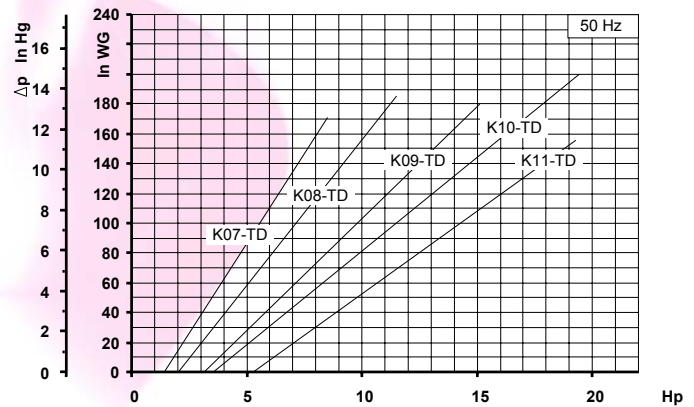
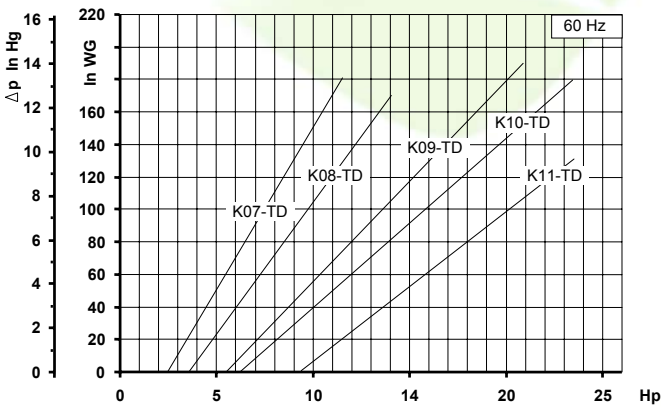
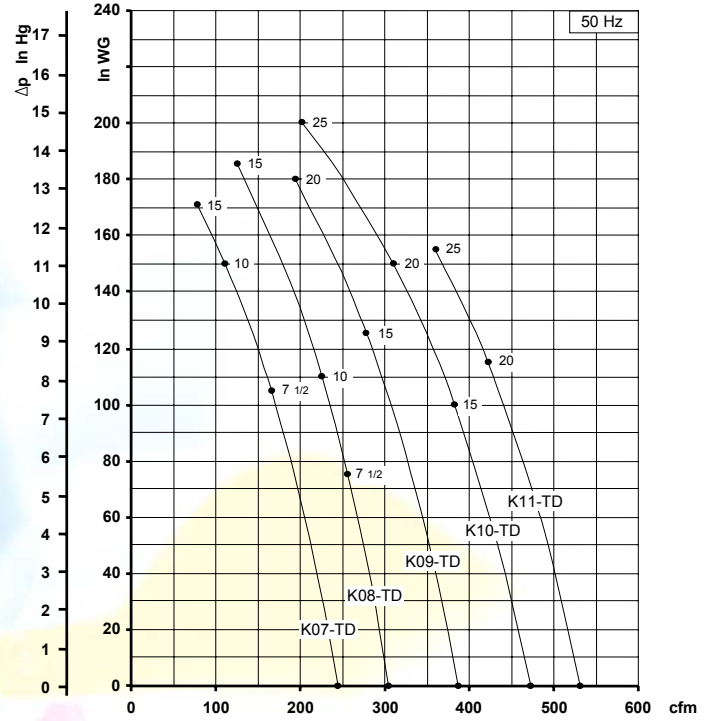
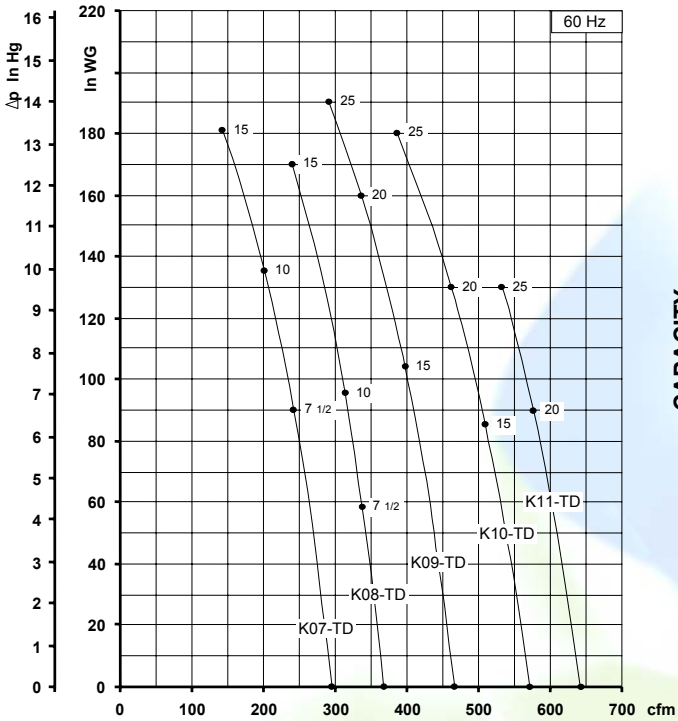
Model	Maximum flow cfm		Installed power Hp		Maximum differential pressure Δp (In Hg)		Noise level Lp dB (A) ⁽¹⁾		Overall dimensions H	Weight
	60 Hz	50 Hz	60 Hz	50 Hz	60 Hz	50 Hz	60 Hz	50 Hz		
	3500 rpm	2900 rpm	3500 rpm	2900 rpm	3500 rpm	2900 rpm	3500 rpm	2900 rpm	Inches	Lbs
K07-TD	296	245	7 1/2	7 1/2	6.6	7.7	78.6	76.6	23.76	194.00
			10	10	9.9	11.0	78.9	76.9		
			15	15	13.2	12.6	79.5	77.5		
K08-TD	368	305	7 1/2	7 1/2	4.3	5.5	79.0	77.0	23.76	202.16
			10	10	7.0	8.1	79.3	77.3		
			15	15	12.5	13.6	79.9	77.9		
K09-TD	467	387	15	15	7.7	9.2	82.2	80.2	25.81	222.66
			20	20	11.7	13.2	82.5	80.5		
			25	-	14.0	-	82.8	-		
K10-TD	571	473	15	15	6.3	7.4	85.9	83.9	25.81	271.17
			20	20	9.6	11.0	86.2	84.2		
			25	25	13.2	14.7	86.5	84.5		
K11-TD	642	532	20	20	6.6	8.5	86.7	84.7	31.38	392.64
			25	25	9.6	11.4	87.2	85.2		

(1) Noise measured at 1 m distance with inlet and outlet ports piped, in accordance to ISO 3744.

- For proper use, the blower should be equipped with inlet filter and safety valve; other accessories available on request.
- Ambient temperature from +5° to +104°F.
- Specifications subject to change without notice.



REGENERATIVE BLOWERS - VACUUM
SCL K07 / K08 / K09 / K10 / K11
TD SERIES - MOR RANGE
 SN 1834-8 2/2



Curves refer to air at 68° F temperature, measured at inlet port and 29.92 In Hg atmospheric backpressure (abs).
 Values for flow, power consumption and temperature rise: +/-10% tolerance.
 Data subject to change without notice.