



**FPZ, Inc**  
 150 N. Progress Drive  
 Saukville, WI 53080 - U.S.A.  
 Tel. (262) 268-0180  
 Fax (262) 268-0415  
 E-mail usa@fpz.com

REGENERATIVE BLOWERS - VACUUM  
**SCL K03 / K04 / K05 / K06**  
**MS SERIES - MOR RANGE**  
 SN 1879-8 1/2

**TECHNICAL CHARACTERISTICS**

- Aluminium alloy construction
- Smooth operation
- High efficiency impeller
- Maintenance free
- Mountable in any position
- Recognized TEFC - cURus motor

**OPTIONS**

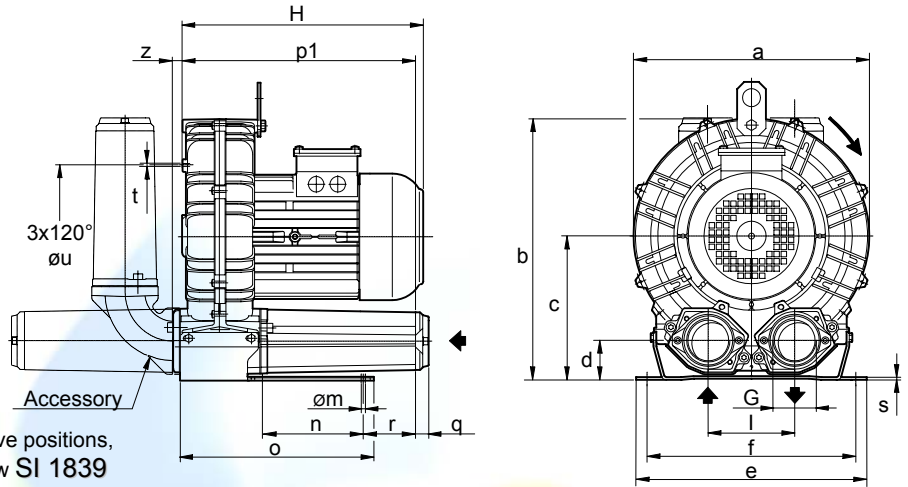
- Special voltages (IEC 38)
- Surface treatments

**ACCESSORIES**

- Inlet and/or inline filters
- Additional inlet/outlet silencers
- Safety valves
- Flow converting device
- Optional connectors

Dimensions in inches.  
 Dimension for reference only.

Possible alternative positions,  
 please refer to drw SI 1839



Model	a	b	c	d	e	f	G	l	m	n	o	p1	q	r	s	t	u	z
K03-MS	9.49	10.55	5.79	1.69	9.06	8.07	1" 1/4 NPT	3.39	0.39	3.27	5.59	8.07	0.71	2.95	0.16	M6	5.51	0.47
K04-MS	11.22	12.40	6.77	1.93	10.04	8.86	1" 1/2 NPT	4.02	0.47	3.74	6.73	8.74	0.71	2.76	0.16	M6	6.89	0.71
K05-MS	12.87	14.37	7.87	2.13	12.60	10.24	2" NPT	4.72	0.59	4.53	10.43	12.60	0.71	3.86	0.16	M8	7.87	0.75
K06-MS	14.80	15.47	8.07	2.13	12.80	11.42	2" NPT	4.92	0.59	5.51	10.71	13.15	0.71	3.35	0.16	M8	9.45	0.75

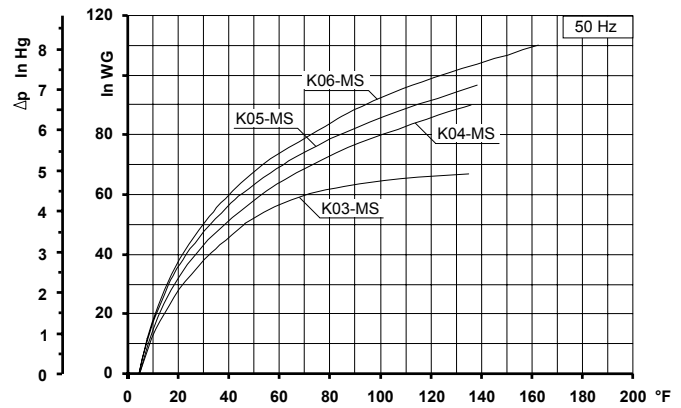
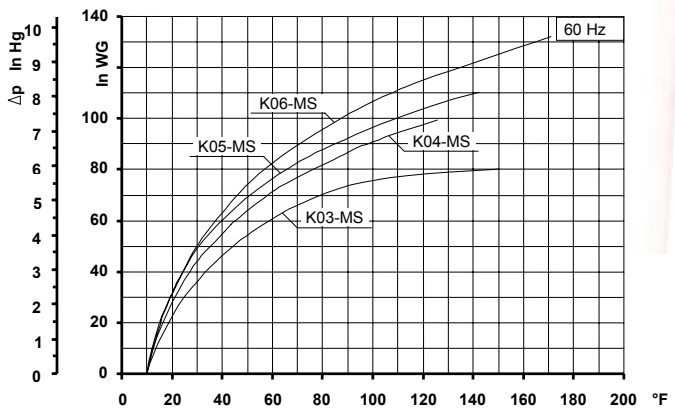
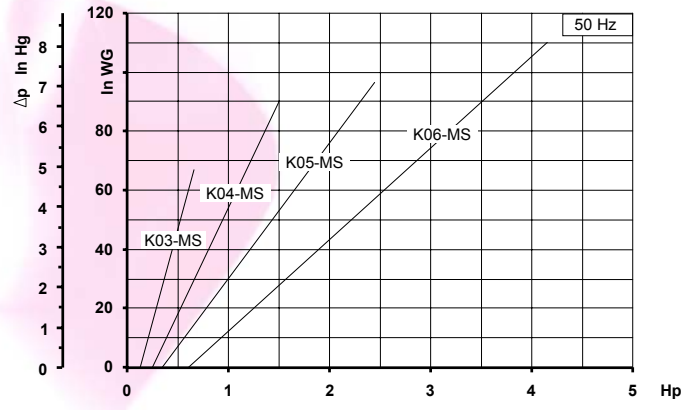
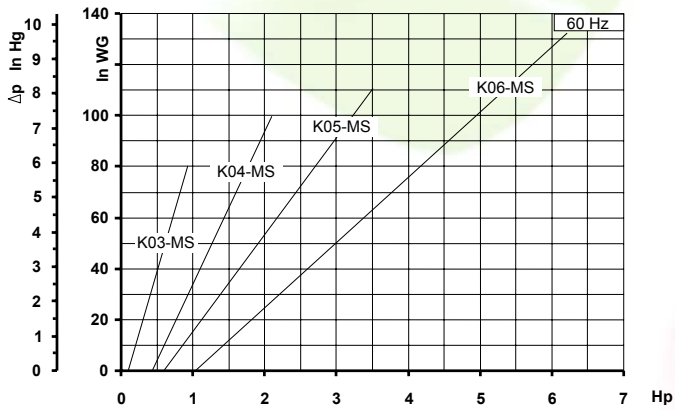
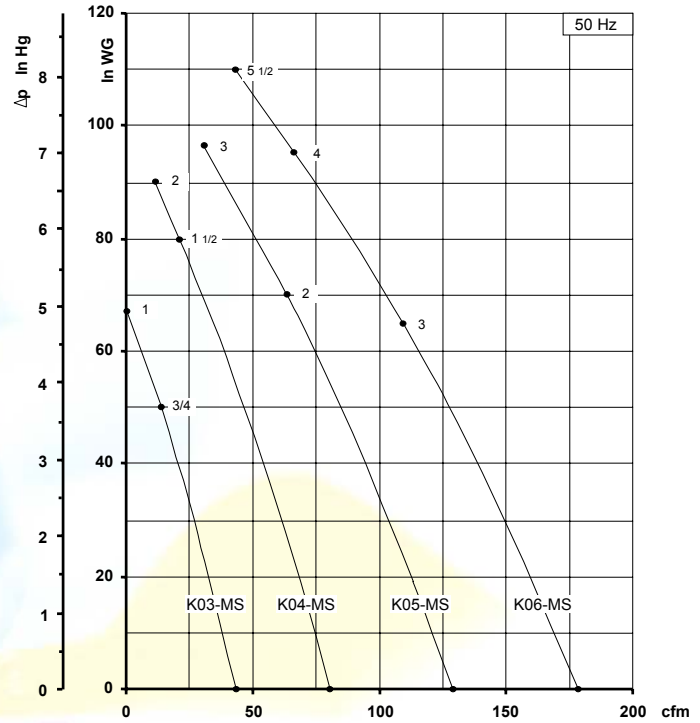
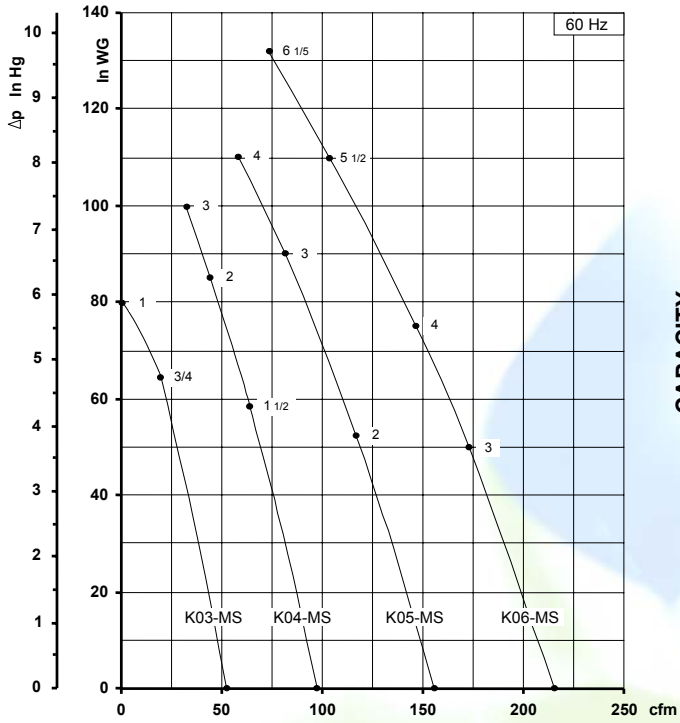
Model	Maximum flow cfm		Installed power Hp		Maximum differential pressure Δp (In Hg)		Noise level Lp dB (A) <sup>(1)</sup>		Overall dimensions H Inches	Weight Lbs
	60 Hz 3500 rpm	50 Hz 2900 rpm	60 Hz 3500 rpm	50 Hz 2900 rpm	60 Hz 3500 rpm	50 Hz 2900 rpm	60 Hz 3500 rpm	50 Hz 2900 rpm		
K03-MS	52	43	3/4	3/4	4.7	3.7	61.0	59.0	10.43	24.30
			1	1	5.9	4.9	61.3	59.3	11.97	26.50
K04-MS	98	81	1 1/2	1 1/2	4.3	5.9	63.8	61.8	11.65	36.40
			2	2	6.3	6.6	64.0	62.0	13.78	43.00
			3	-	7.4	-	64.2	-	13.78	49.60
K05-MS	156	129	2	2	3.8	5.1	69.5	67.5	13.20	51.80
			3	3	6.6	7.1	69.8	67.8	13.20	58.40
			4	-	8.1	-	70.1	-	14.40	67.20
K06-MS	216	179	3	3	3.7	4.8	72.0	70.0	13.54	68.70
			4	4	5.5	7.0	72.3	70.3	14.17	71.65
			5 1/2	5 1/2	8.1	8.1	72.6	70.6	14.17	77.60
			6 1/5 <sup>(2)</sup>	-	9.6	-	72.9	-	14.45	77.60

(1) Noise measured at 1 m distance with inlet and outlet ports piped, in accordance to ISO 3744.  
 (2) No cURus motor

- For proper use, the blower should be equipped with inlet filter and safety valve; other accessories available on request.
- Ambient temperature from +5° to +104°F.
- Specifications subject to change without notice.



REGENERATIVE BLOWERS - VACUUM  
**SCL K03 / K04 / K05 / K06**  
**MS SERIES - MOR RANGE**  
 SN 1879-8 2/2



Curves refer to air at 68° F temperature, measured at inlet port and 29.92 In Hg atmospheric backpressure (abs).  
 Values for flow, power consumption and temperature rise: +/-10% tolerance.  
 Data subject to change without notice.