



FPZ, Inc
 150 N. Progress Drive
 Saukville, WI 53080 - U.S.A.
 Tel. (262) 268-0180
 Fax (262) 268-0415
 E-mail usa@fpz.com

REGENERATIVE BLOWERS - VACUUM
SCL K07 / K75 / K08 / K09 / K10 / K11
MS SERIES - MOR RANGE
 SN 1810-10 1/2

TECHNICAL CHARACTERISTICS

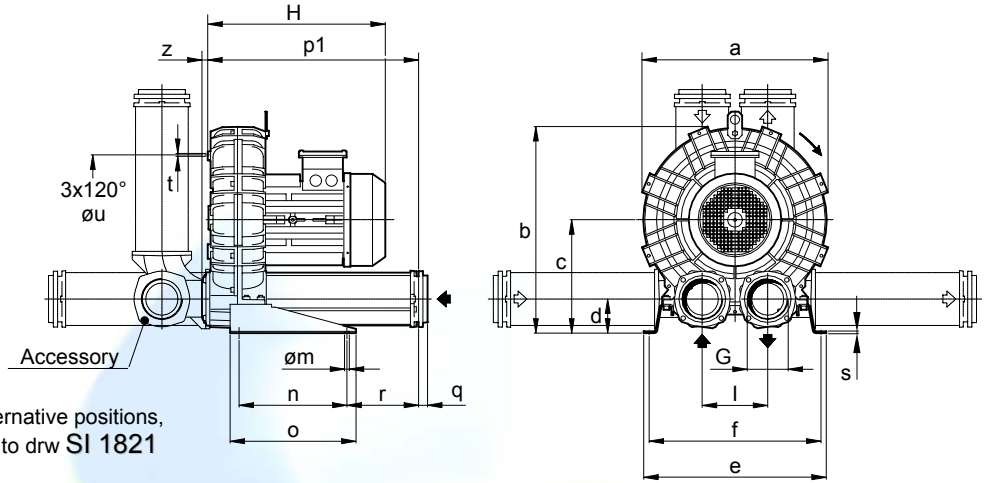
- Aluminium alloy construction
- Smooth operation
- High efficiency impeller
- Maintenance free
- Mountable in any position
- Recognized TEFC - cURus motor

OPTIONS

- Special voltages (IEC 38)
- Surface treatments

ACCESSORIES

- Inlet and/or inline filters
- Additional inlet/outlet silencers
- Safety valves
- Flow converting device
- Optional connectors



Dimensions in inches.
 Dimension for reference only.

Model	a	b	c	d	e	f	G	l	m	n	o	p1	q	r	s	t	u	z
K07-MS	16.69	18.84	10.59	3.23	18.43	17.24	3" NPT	6.10	0.51	11.81	13.78	20.16	0.98	5.39	0.20	M8	11.61	0.63
K75-MS	16.69	18.84	10.59	3.23	18.43	17.24	3" NPT	6.10	0.51	11.81	13.78	20.16	0.98	5.39	0.20	M8	11.61	0.63
K08-MS	17.99	19.61	10.59	3.23	18.82	17.64	3" NPT	6.10	0.51	11.81	13.78	20.16	0.98	5.39	0.20	M8	12.2	0.63
K09-MS	19.37	22.09	12.40	3.78	20.00	18.82	4" NPT	7.17	0.51	11.81	13.78	23.07	0.98	7.83	0.20	M8	14.17	0.63
K10-MS	20.31	22.56	12.40	3.78	20.00	18.82	4" NPT	7.17	0.51	11.81	13.78	23.07	0.98	7.83	0.20	M8	14.17	0.63
K11-MS	21.34	23.74	13.07	3.58	21.18	20.00	4" NPT	7.87	0.51	11.81	13.78	23.46	0.98	8.03	0.20	M8	15.35	0.63

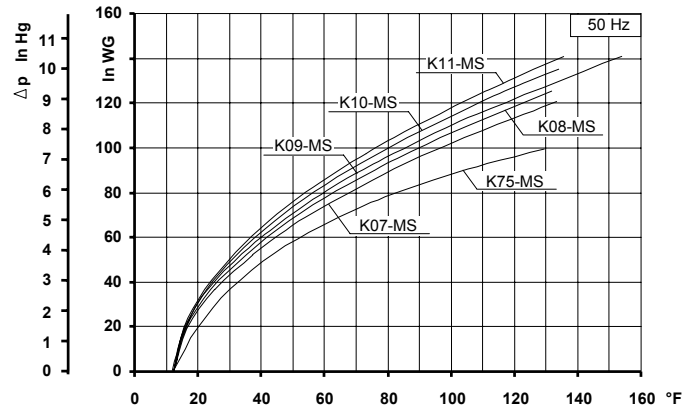
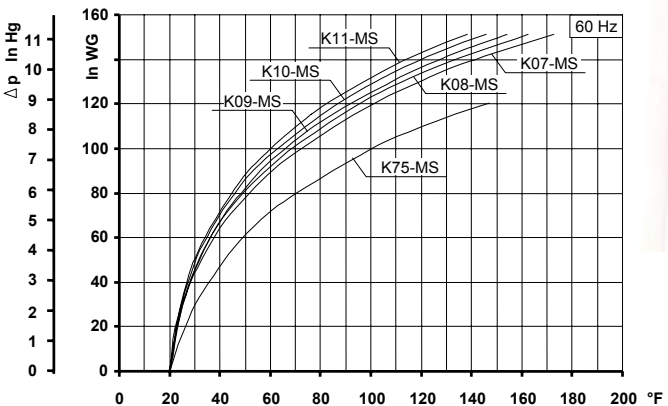
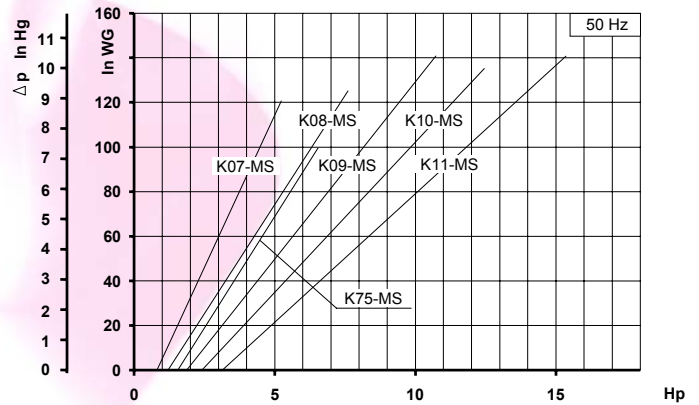
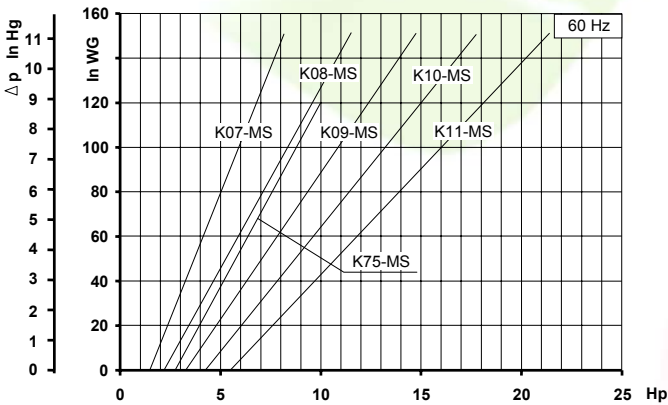
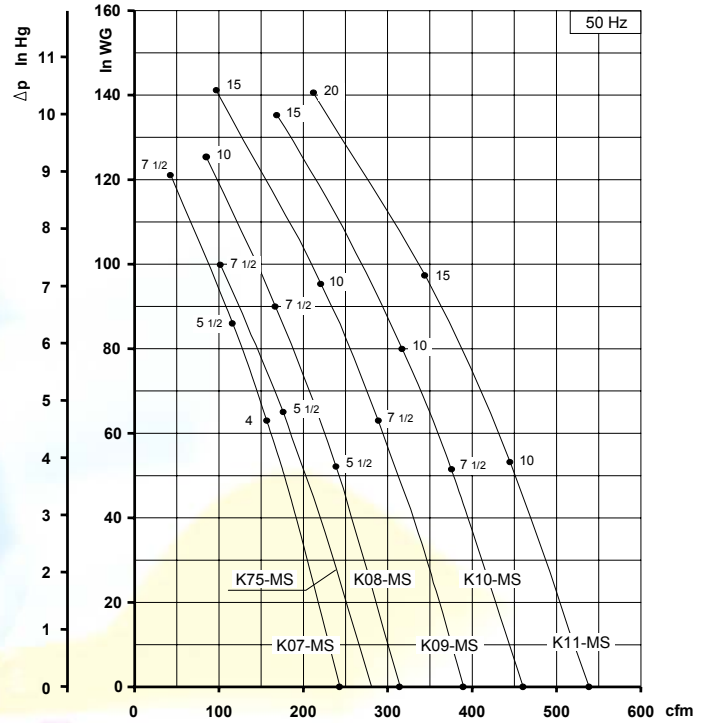
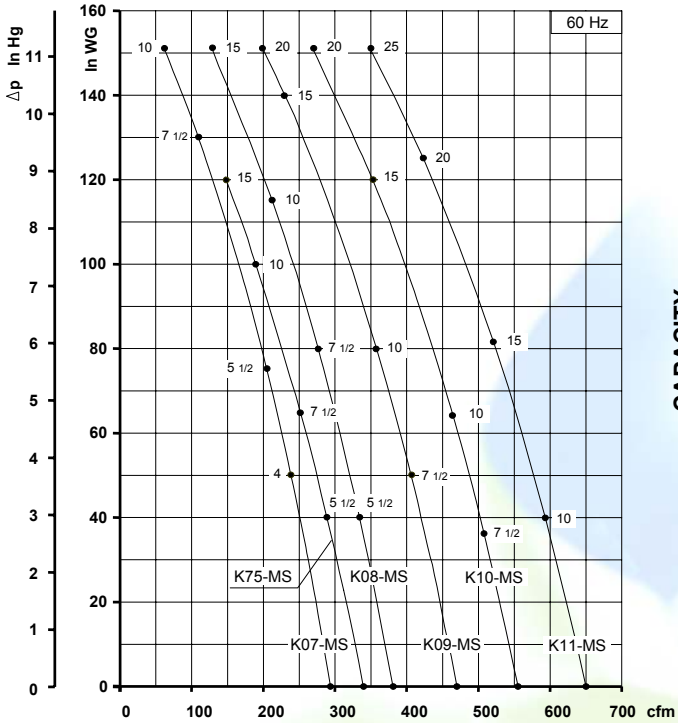
Model	Maximum flow cfm		Installed power Hp		Maximum differential pressure Δp (In Hg)		Noise level Lp dB (A) ⁽¹⁾		Overall dimensions H Inches	Weight Lbs
	60 Hz 3500 rpm	50 Hz 2900 rpm	60 Hz 3500 rpm	50 Hz 2900 rpm	60 Hz 3500 rpm	50 Hz 2900 rpm	60 Hz 3500 rpm	50 Hz 2900 rpm		
K07-MS	294	243	4	4	3.7	4.6	77.7	75.7	15.45	103.00
			5 1/2	5 1/2	5.6	6.3	78.0	76.0	15.45	107.10
			7 1/2	7 1/2	9.6	8.9	78.3	76.3	18.37	145.70
			10	-	11.1	-	78.6	-	18.37	154.50
K75-MS	339	281	5 1/2	5 1/2	2.9	4.8	78.4	76.4	15.45	109.40
			7 1/2	7 1/2	4.8	7.4	78.7	76.7	18.37	148.00
			10	-	7.4	-	79.0	-	18.37	156.80
			15	-	8.8	-	79.3	-	19.15	177.70
K08-MS	381	316	5 1/2	5 1/2	2.9	3.8	78.8	76.8	15.45	115.70
			7 1/2	7 1/2	5.9	6.6	79.1	77.1	18.37	154.30
			10	10	8.5	9.2	79.4	77.4	18.37	163.10
			15	-	11.1	-	79.7	-	19.15	184.00
K09-MS	471	390	7 1/2	7 1/2	3.7	4.6	79.3	77.3	18.84	166.50
			10	10	5.9	7.0	79.6	77.6	18.84	175.10
			15	15	10.3	10.4	80.1	78.1	19.63	196.20
			20	-	11.1	-	80.4	-	23.74	269.00
K10-MS	556	460	7 1/2	7 1/2	2.7	3.8	79.4	77.4	18.84	170.90
			10	10	4.7	5.9	79.7	77.7	18.84	179.50
			15	15	8.8	9.9	80.2	78.2	19.63	200.60
			20	-	11.1	-	80.5	-	23.74	273.40
K11-MS	650	539	10	10	2.9	3.9	82.0	80.0	19.04	194.90
			15	15	6.0	7.1	82.5	80.5	19.83	216.00
			20	20	9.2	10.4	83.0	81.0	23.94	288.80
			25	-	11.1	-	83.8	-	24.81	313.10

(1) Noise measured at 1 m distance with inlet and outlet ports piped, in accordance to ISO 3744.

- For proper use, the blower should be equipped with inlet filter and safety valve; other accessories available on request.
- Ambient temperature from +5° to +104°F.
- Specifications subject to change without notice.



REGENERATIVE BLOWERS - VACUUM
SCL K07 / K75 / K08 / K09 / K10 / K11
MS SERIES - MOR RANGE
 SN 1810-10 2/2



Curves refer to air at 68° F temperature, measured at inlet port and 29.92 In Hg atmospheric backpressure (abs).
 Values for flow, power consumption and temperature rise: +/-10% tolerance.
 Data subject to change without notice.